

Periodic disclosure for the financial products referred to in Article 8, paragraphs 1, 2 and 2a, of Regulation (EU) 2019/2088 and Article 6, first paragraph of Regulation (EU) 2020/852

Product name:  
**DPM MANDATE CLASSIC PROFILED  
HARMONY PLUS BALANCED**

Legal entity identifier:  
**UAIAINAJ28P30E5GWE37**

## Environmental and/or social characteristics

### Sustainable

**investment** means an investment in an economic activity that contributes to an environmental or social objective, provided that the investment does not significantly harm any environmental or social objective and that the investee companies follow good governance practices.

The **EU Taxonomy** is a classification system laid down in Regulation (EU) 2020/852, establishing a list of **environmentally sustainable economic activities**.

That Regulation does not include a list of socially sustainable economic activities. Sustainable investments with an environmental objective might be aligned with the Taxonomy or not.

### Did this financial product have a sustainable investment objective?

Yes

No

It made **sustainable investments with an environmental objective: \_\_%**

in economic activities that qualify as environmentally sustainable under the EU Taxonomy

in economic activities that do not qualify as environmentally sustainable under the EU Taxonomy

It made **sustainable investments with a social objective: \_\_%**

It promoted **Environmental/Social (E/S) characteristics** and while it did not have as its objective a sustainable investment, it had a proportion of 54% of sustainable investments.

with an environmental objective in economic activities that qualify as environmentally sustainable under the EU Taxonomy

with an environmental objective in economic activities that do not qualify as environmentally sustainable under the EU Taxonomy

with a social objective

It promoted E/S characteristics but **did not make any sustainable investments**.



## To what extent were the environmental and/or social characteristics promoted by this financial product met?

**Sustainability indicators** measure how the environmental or social characteristics promoted by the financial product are attained.

The financial product, being the Classic Profiled Harmony Plus discretionary portfolio management mandate (“the DPM mandate”), invested in funds that promoted environmental and social characteristics by evaluating how all investments consider ESG (Environmental, Social and Governance) criteria as well as the ESG characteristics of the underlying invested assets, and by investing in companies & asset managers’ products that demonstrate superior ESG practices.

To meet the environmental or social characteristics, the DPM mandate invested in BNP Paribas Asset Management’s undertakings for the collective investment in transferable securities (UCITS) and exchange-traded funds (ETFs) classified as article 9 or article 8 under the Sustainable Finance Disclosure Regulation (SFDR). The DPM mandate performed its selection among financial instruments with the highest level of ESG integration, targeting financial instruments with an internal extra financial rating of 3 Clovers or more (out of 5) according to the proprietary BNP Paribas Wealth Management Clover evaluation, assessing the responsibility level of products .

The Clover evaluation helps select investment funds that take into consideration the ESG performance of underlying issuers against a combination of ESG factors which include but are not limited to:

- Environmental: carbon intensity trend, greenhouse gases (GHG) reduction program, green procurement policy, environmental incidents
- Social: discrimination policy, diversity programs, employee turnover rate, social incidents
- Governance: board independence, disclosure of directors’ remuneration, board diversity, respect of shareholders’ rights, governance incidents.

For Sovereign issuers, the ESG performance of each country is assessed using an internal Sovereign ESG methodology that focuses on measuring governments’ efforts to produce and preserve assets, goods, and services with high ESG values, according to their level of economic development. This involves evaluation of a country against a combination of environmental, social and governance factors, which include but are not limited to:

- Environmental: climate mitigation, biodiversity, energy efficiency, land resources, pollution
- Social: life conditions, economic inequality, education, employment, health infrastructure, human capital
- Governance: business rights, corruption, democratic life, political stability, security

BNP Paribas Wealth Management’s Clover evaluation is a proprietary assessment of the responsibility level of products recommended by BNP Paribas Wealth Management. It places products on a scale of 1 to 5 Clovers, 5 being the highest possible rating. It offers additional insights on the responsibility of financial instruments, on top of extra-financial regulatory information, when available.

Furthermore, the investment manager of the underlying funds promoted better environmental and social outcomes through engagement with issuers and the exercise of voting rights according to its Stewardship policy, where applicable.

No index has been designated as a reference benchmark for the purpose of attaining the environmental or social characteristics promoted by the DPM mandate.

The DPM mandate was awarded the label LuxFLAG ESG Discretionary Mandate in January 2023, January 2024, December 2024<sup>1</sup> and the ESG Label in December 2025<sup>2</sup>.

1 valid for 1 year with conditional renewal

2 valid for 3 years with conditional renewal

### ● **How did the sustainability indicators perform?**

As outlined in the precontractual information, the following sustainability indicators were used to measure the achievement of each of the environmental or social characteristics promoted by the DPM mandate. From the 2025 annual average based on quarterly data:

- 100% of the DPM mandate's assets in portfolio were either Article 8 or Article 9 according to the SFDR regulation. (excl. cash)
- 100% of the DPM mandate's assets had 3-Clover rating or more, according to the proprietary BNP Paribas Wealth Management ESG scoring methodology. (excl. cash)
- 54% of the underlying investment funds portfolio were invested in "sustainable investments" as defined in Article 2 (17) of the SFDR. (incl. cash)

### **... and compared to previous periods?**

	2023	2024	2025
Proportion of DPM mandate's assets either Article 8 or Article 9 according to the SFDR regulation (%)	-	-	100%
DPM mandate's assets proportion ranked at least 3-Clover (vs. invested assets (excl. Cash)) according to the proprietary BNP Paribas Wealth Management ESG scoring methodology (%)	100%	100%	100%
DPM mandate's assets invested in "Sustainable Investments" (%)	35%	36%	54%



● ***What were the objectives of the sustainable investments that the financial product partially made and how did the sustainable investment contribute to such objectives?***

The DPM mandate committed on a 15% minimum percentage of Sustainable Investments in 2024 within the meaning of Article 2(17) of Regulation (EU) 2019/2088. From the 2025 annual average based on quarterly data, the DPM mandate achieved 54% of Sustainable Investments.

With respect to sustainable investments, BGL BNP Paribas selected for the DPM mandate only BNP Paribas Asset Management UCITS and ETFs falling classified as article 9 or 8 under the SFDR, notably those with a sustainable investment component as defined in the SFDR regulation, which aim to finance companies that contribute to environmental and/or social objectives through their products and services and their sustainable practices.

BNP Paribas Asset Management's internal methodology integrates several criteria into its definition of sustainable investments that are considered to be core components to qualify a company as sustainable. These criteria are complementary to each other. In practice, a company must meet at least one of the criteria described below to be considered as contributing to an environmental or social objective:

1 A company with an economic activity aligned with the EU Taxonomy objectives. A company can qualify as a sustainable investment when it has more than 20% of its revenues aligned with the EU taxonomy. A company qualifying as a sustainable investment through this criterion can contribute to the following environmental objectives: sustainable forestry, environmental restoration, sustainable manufacturing, renewable energy, water supply, sewerage, waste management and remediation, sustainable transportation, sustainable buildings, sustainable information and technology, scientific research for sustainable development.

2 A company with an economic activity contributing to one or more United Nations Sustainable Development goals (UN SDG) targets. A company can qualify as a sustainable investment when it has more than 20% of its revenues aligned with the SDGs and less than 20% of its revenues misaligned with the SDGs. A company qualifying as a sustainable investment through this criterion can contribute to the following objectives:

a. Environmental: sustainable agriculture, sustainable management of water and sanitation, sustainable and modern energy, sustainable economic growth, sustainable infrastructure, sustainable cities, sustainable consumption and production patterns, fight against climate change, conservation and sustainable use of oceans, seas and marine resources, protection, restoration and sustainable use of terrestrial ecosystems, sustainable management of forests, fight against desertification, land degradation and biodiversity loss



b. Social: no poverty, zero hunger, food security, healthy lives and well-being at all ages, inclusive and equitable quality education and lifelong learning opportunities, gender equality, women and girls empowerment, availability of water and sanitation, access to affordable, reliable and modern energy, inclusive and sustainable economic growth, full and productive employment and decent work, resilient infrastructure, inclusive and sustainable industrialization, reduced inequality, inclusive, safe and resilient cities and human settlements, peaceful and inclusive societies, access to justice and effective, accountable and inclusive institutions, global partnership for sustainable development;

3 A company operating in high GHG emission sector that is transitioning its business model to align with the objective of maintaining the global temperature rise below 1.5°C. A company qualifying as a sustainable investment through this criterion can contribute to the following environmental objectives: GHG emissions reduction, fight against climate change.

4 A company with best-in-class environmental or social practices compared to its peers within the relevant sector and geographical region. A company with a contribution score above 10 on the Environmental or Social pillar qualifies as best performer. A company qualifying as a sustainable investment through this criterion can contribute to the following objectives:

a. Environmental: fight against climate change, environmental risk management, sustainable management of natural resources, waste management, water management, GHG emissions reduction, renewable energy, sustainable agriculture, green infrastructure

b. Social: health and safety, human capital management, good external stakeholder management (supply chain, contractors, data), business ethics preparedness, good corporate governance

5 Green bonds, social bonds and sustainability bonds issued to support specific environmental and/or social projects are also qualified as sustainable investments provided that these debt securities receive an investment recommendation "POSITIVE" or "NEUTRAL" from the Sustainability Center following the issuer and underlying project assessment based on a proprietary Green/Social/Sustainability Bond Assessment methodology.

More information on the internal methodology of BNP Paribas Asset Management can be found on the following website: [Our sustainability policies and reports - BNP Paribas Asset Management - Corporate EN](#)



**Principal adverse impacts** are the most significant negative impacts of investment decisions on sustainability factors relating to environmental, social and employee matters, respect for human rights, anti-corruption and anti-bribery matters.

***How did the sustainable investments that the financial product partially made not cause significant harm to any environmental or social sustainable investment objective?***

The sustainable investments that the DPM mandate intended to make in part must not significantly impair an environmental or social objective (the "do no significant harm" principle). In this respect, the management company of the underlying funds undertook to analyse the main negative impacts on sustainability factors taking into account the negative impact indicators as defined in the SFDR Regulation and not to invest in issuers that did not comply with the standards set by the OECD and UN guidelines on business and human rights.

In addition to this, the DPM mandate obtained the LuxFLAG ESG Label<sup>1</sup> in December 2025, for the 4th year in a row. The label's main exclusion characteristics are enhanced Climate Transition Benchmark exclusion list<sup>2</sup>.

<sup>1</sup> ESG Label - LuxFLAG - Luxembourg Finance Labelling Agency

<sup>2</sup> CTB exclusions are listed in points (a)-(c) of [Article 12\(1\)\(a\)-\(c\)](#) of the Commission Delegated Regulation (EU) 2020/1818).

***How were the indicators for adverse impacts on sustainability factors taken into account?***

The consideration of negative impact indicators was carried out by BNP Paribas Asset Management, the manager of the underlying funds.

In order to assess that the issuer does not significantly harm (DNSH) any other environmental or social objectives and follows good governance practices, the following exclusion filters were added. Issuers should:

1. Not significantly harm other environmental or social objective: BNP Paribas Asset Management excludes issuers with significant controversies, in decile 10 of the ESG scoring model, on the Responsible Business Conduct policy (RBC)<sup>3</sup> Watchlist or involved in the oil & gas sector.
2. Follow good governance practices: BNP Paribas Asset Management uses its proprietary ESG scoring methodology which is split out into an Environmental, Social and Governance score. Issuers with a governance score below -10 are removed and not considered as "Sustainable Investment".

<sup>3</sup> BNP Paribas Asset Management's RBC policy sets out principles that serve to exclude companies involved in controversies due to poor practices related to human and labor rights, environment, and corruption, as well as companies operating in sensitive sectors (tobacco, coal, controversial weapons, asbestos,...), as these companies are deemed to be in violation of international norms, or to cause unacceptable harm to society and/or the environment. More information on the RBC Policy, and in particular criteria relating to sectoral exclusions, can be found on the website of the investment manager: Sustainability documents - BNPP AM Corporate English ([Our sustainability policies and reports - BNP Paribas Asset Management - Corporate EN](#))



***Were sustainable investments aligned with the OECD Guidelines for Multinational Enterprises and the UN Guiding Principles on Business and Human Rights? Details:***

Checks to identify issuers that may be in breach of the UN Global Compact Principles, the OECD Guidelines for Multinational Enterprises and the UN Guiding Principles on Business and Human Rights, including the principles and rights set out in the eight core conventions referred to in the International Labour Organisation Declaration on Fundamental Principles and Rights at Work and the International Bill of Human Rights, will be carried out by BNP Paribas Asset Management, the manager of the underlying funds.

This assessment is carried out by BNP Paribas Asset Management's Sustainability Center on the basis of internal analysis and information provided by external experts, and in consultation with the BNP Paribas Group CSR team. In the event of serious and repeated non-compliance with these principles, the issuer is placed on an "exclusion list" by BNP Paribas Asset Management and is no longer eligible for investment. Existing investments must be removed from the underlying funds in accordance with an internal procedure. If an issuer is considered likely to breach any of the principles, it shall be placed on a "watch list", where appropriate.

*The EU Taxonomy sets out a "do not significant harm" principle by which Taxonomy-aligned investments should not significantly harm EU Taxonomy objectives and is accompanied by specific EU criteria.*

The "do no significant harm" principle applies only to those investments underlying the financial product that take into account the EU criteria for environmentally sustainable economic activities. The investments underlying the remaining portion of this financial product do not take into account the EU criteria for environmentally sustainable economic activities.

*Any other sustainable investments must also not significantly harm any environmental or social objectives.*



### How did this financial product consider principal adverse impacts on sustainability factors?

Yes, the DPM mandate takes into account the main negative impacts on sustainability factors.

BGL BNP Paribas S.A. selects for this DPM mandate only UCITS falling under Article 9 or Article 8 of the SFDR regulation.

This DPM mandate promotes environmental and social characteristics by evaluating all investments against ESG criteria, and by investing in asset manager's underlying products that demonstrate superior ESG practices or activities, while excluding financial instruments or are either not ranked or ranked below 3 Clovers according to the proprietary BNP Paribas Wealth Management ESG scoring methodology.

This DPM mandate intends to promote financial instruments that best limit the negative impacts on Environmental, Social and Governance factors altogether.

To reach this commitment, this DPM mandate commits to hold financial instruments which take into consideration certain adverse impacts on Environmental, Social and Governance pillars described below, thanks to the 5-Clover scale, aiming at rating the responsibility level of financial instruments and services in a consistent way across asset classes.

By investing in minimum 3-Clover rated financial instruments, the DPM mandate can demonstrate it promotes financial instruments that limit adverse impacts on sustainable factors. Within the Clover methodology associated with investment funds, PAI 10 (Violations of United Nations (UN) Global Compact principles and Organisation for Economic Cooperation and Development (OECD) Guidelines for Multinational Enterprises)<sup>1</sup> and PAI 14 (exposure to controversial weapons (anti-personnel mines, cluster munitions, chemical weapons and biological weapons))<sup>2</sup> are considered : to be 3 or more Clovers, a fund need to declare taking into account violations of UN Global Compact principles and OECD Guidelines for Multinational Enterprises and excluding exposure to controversial weapons.

Information on how principal adverse impacts on sustainability factors were considered will be made available in the periodic reporting each year of the DPM mandate.

No

<sup>1</sup> Principal Adverse Impact number 10 listed in Table 1, Annex I, of Commission Delegated Regulation (EU) 2022/1288.

<sup>2</sup> Principal Adverse Impact number 14 listed in Table 1, Annex I, of Commission Delegated Regulation (EU) 2022/1288.



## What were the top investments of this financial product?

The following table is a list of the top 15 investments from the 2025 annual average based on quarterly data.

The list includes the investments constituting the **greatest proportion of investments** of the financial product during the reference period which is **the 2025 annual average based on quarterly data**

Largest	Sector	% Assets	Country
<i>AMSELECT ALLIANZ EUR CT -PRIVILEGE-</i>	Bonds//Corporate	7%	Europe
<i>BNPP SUST EURO CORP BD-PRIV CAP</i>	Bonds//Corporate	6%	Europe
<i>BNPP EASY MSCI EUR ESG FILT-T P-CAP</i>	Bonds//Corporate	6%	Europe
<i>BNPP SUST EURO BD-PRIV CAP</i>	Bonds//Corporate	6%	Europe
<i>BNPP EASY SP500 SC SCRND UCITS ETF</i>	Equities//USA	6%	USA
<i>BNPP EASY EUR CORP BD 1-3Y-TRACK I-</i>	Bonds//Corporate	6%	Europe
<i>BNPP MSCI EMU EX CQ -UCITS ETF- CAP</i>	Equities//Europe	5%	Europe
<i>BNPP US GROWTH-PRIV CAP</i>	Equities//USA	5%	USA
<i>BNPP SUST US VALUE MF EQ -PRIV-CAP</i>	Equities//USA	4%	USA
<i>AMSELECT AMUNDI US EQ -PRIVILEGE-</i>	Equities//USA	4%	USA
<i>BNPP AQUA-PRIV CAP</i>	Equities//Other	4%	Global
<i>BNP GREEN BOND -PRIVILEGE- CAP</i>	Equities		
<i>BNPP SUST EUROP MF EQ -PRIV- CAP</i>	Bonds//Corporate	4%	Europe
	Equities//Other	4%	Europe
	Equities		
<i>AMSELECT AMUNDI EURO EQ VAL-PRIVEL-</i>	Equities//Europe	4%	Europe
<i>BNPP DISRUPT TECH-PRIV CAP</i>	Equities//USA	3%	USA

The quantitative data published in this table correspond to the average of the DPM mandate's model portfolio with the same risk profile as yours. Your portfolio may differ from these values for various reasons: recent contribution/withdrawal of cash or securities, management constraints, etc.



**Asset allocation**

describes the share of investments in specific assets.

**What was the proportion of sustainability-related investments?**

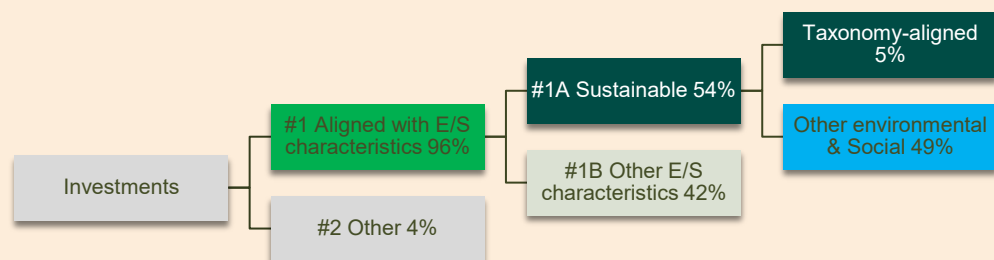
The DPM mandate committed on a 15% minimum percentage of Sustainable Investments in 2025 within the meaning of Article 2(17) of Regulation (EU) 2019/2088. From the 2025 annual average based on quarterly data, the DPM mandate achieved 54% of Sustainable Investments.

● **What was the asset allocation?**

96% of the DPM mandate was aligned with environmental or social characteristics, i.e., 100% was composed of financial instruments rated 3 clovers or above according to the proprietary BNP Paribas Wealth Management ESG scoring methodology (#1 Aligned with E/S characteristics). The remaining part was made of cash (#2 Other), which corresponded to 4%.

From the 2025 annual average based on quarterly data, in the invested funds, the asset allocation was the following:

- Bonds: 34%
- Equities: 54%
- Alternatives: 8%
- Monetary: 0%



**#1 Aligned with E/S characteristics** includes the investments of the financial product used to attain the environmental or social characteristics promoted by the financial product.

**#2 Other** includes the remaining investments of the financial product which are neither aligned with the environmental or social characteristics, nor are qualified as sustainable investments.

The category **#1 Aligned with E/S characteristics** covers:

- The sub-category **# 1A Sustainable** covers sustainable investments with environmental or social objectives.
- The sub-category **#1B Other E/S characteristics** covers investments aligned with the environmental or social characteristics that do not qualify as sustainable investments.

	2023	2024	2025
<b>Bonds</b>	31%	39%	34%
<b>Equities</b>	51%	57%	54%
<b>Alternatives</b>	8%	0%	8%
<b>Monetary</b>	5%	0%	0%
<b>Aligned with E/S characteristics</b>	95%	97%	96%
<b>Other (Cash)</b>	5%	3%	4%
<b>Sustainable</b>	35%	36%	54%
<b>Other E/S characteristics</b>	60%	60%	42%
<b>Taxonomy-aligned</b>	0%	0%	5%
<b>Other environmental &amp; social</b>	35%	36%	49%

The above table aims at comparing data along the years. Please take note of the fact that the figures follow the rounding methodology to the nearest unit.

● ***In which economic sectors were the investments made?***

Economic sectors are part of the key factors guiding investment decisions in equity.

Therefore, the following table is a list of the economic sectors invested from the 2025 annual average based on quarterly data in the equity pocket.

**NB:** The equity pocket is around 54% in the DPM mandate's model portfolio with the same risk profile as yours. In the table below, the percentage weight is rebalanced on 100%.

<b>Sector</b>	<b>Weight (%)</b>
Academic & Educational Services	0%
Basic Materials	4%
Consumer Cyclicals	9%
Consumer non-cyclicals	4%
Energy	2%
Financials	17%
Healthcare	12%
Industrials	14%
Real Estate	1%
Technology	32%
Utilities	4%
Not Covered	2%

The fossil fuel sector represented a proportion of 1% of the overall portfolio (cash included).

The classification used here is the Global Industry Classification Standard. Please take note of the fact that the figures follow the rounding methodology to the nearest unit.



## To what extent were sustainable investments with an environmental objective aligned with the EU Taxonomy?

To comply with the EU Taxonomy, the criteria for **fossil gas** include limitations on emissions and switching to renewable power or low-carbon fuels by the end of 2035. For **nuclear energy**, the criteria include comprehensive safety and waste management rules.

**Enabling activities** directly enable other activities to make a substantial contribution to an environmental objective.

**Transitional activities** are activities for which low-carbon alternatives are not yet available and among others have greenhouse gas emission levels corresponding to the best performance.

Even if the DPM mandate has no commitment on Taxonomy-Aligned investments, the weighted average of sustainable investments with an environmental objective aligned with the EU Taxonomy as of the year 2025 was 5%.

### ● Did the financial product invest in fossil gas and/or nuclear energy related activities that comply with the EU Taxonomy<sup>1</sup>?

Yes:

In fossil gas

In nuclear energy

No

<sup>1</sup> Fossil gas and/or nuclear related activities will only comply with the EU Taxonomy where they contribute to limiting climate change ("climate change mitigation") and do not significantly harm any EU Taxonomy objective - see explanatory note in the left-hand margin. The full criteria for fossil gas and nuclear energy economic activities that comply with the EU Taxonomy are laid down in Commission Delegated Regulation (EU) 2022/1214.



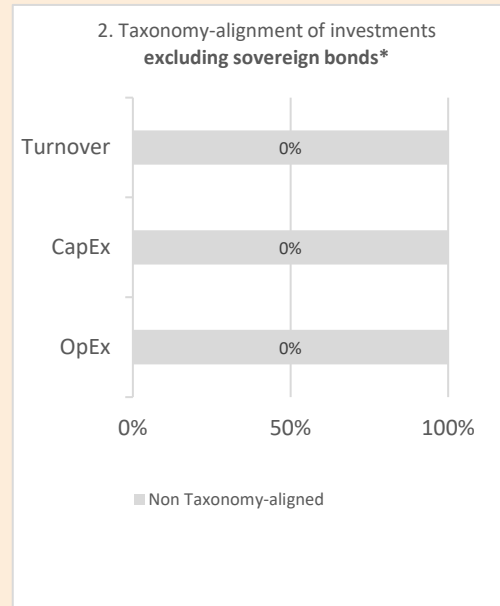
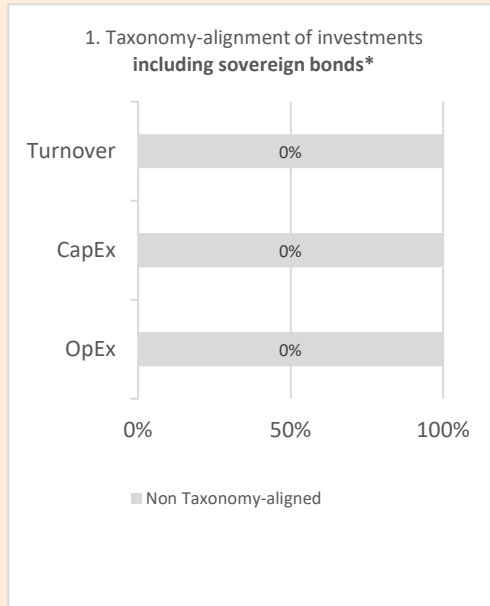
Taxonomy-aligned activities are expressed as a share of:

- **turnover** reflecting the share of revenue from green activities of investee companies.

- **capital expenditure (CapEx)** showing the green investments made by investee companies, e.g., for a transition to a green economy.

- **operational expenditure (OpEx)** reflecting green operational activities of investee companies.

The two graphs below show in green the percentage of investments that were aligned with the EU Taxonomy. As there is no appropriate methodology to determine the Taxonomy-alignment of sovereign bonds\*, the first graph shows the Taxonomy alignment in relation to all the investments of the financial product including sovereign bonds, while the second graph shows the Taxonomy alignment only in relation to the investments of the financial product other than sovereign bonds.



\*For the purpose of these graphs, 'sovereign bonds' consist of all sovereign exposures.

For sake of clarity, 5% of investments were aligned with the EU taxonomy. However, the data available does not enable an accurate split between Turnover, CapEx and OpEx. Relevant data should improve over time subject to market evolutions.

● **What was the share of investments made in transitional and enabling activities?**

The DPM mandate made no commitment as of a minimum share of investment in transitional and enabling in Taxonomy-Aligned activities in the sense of the EU Taxonomy for transitional and enabling activities.

● **How did the percentage of investments that were aligned with the EU Taxonomy compare with previous reference periods?**

This criterion is not applicable for this DPM mandate.



### What was the share of sustainable investments with an environmental objective not aligned with the EU Taxonomy?



are sustainable investments with an environmental objective that **do not take into account the criteria** for environmentally sustainable economic activities under Regulation (EU) 2020/852

The DPM mandate committed to a 15% minimum percentage of Sustainable Investments within the meaning of Article 2(17) of regulation (EU) 2019/2088. According to 2025 annual average based on quarterly data, the DPM mandate achieved 54% of Sustainable Investments and no investment aligned with the EU Taxonomy. The DPM mandate invested in economic activities that were not Taxonomy-aligned as the Sub-fund made no commitment as of a minimum share of investment in Taxonomy-aligned activities.



### What was the share of socially sustainable investments?

This criterion is not applicable for this DPM mandate.



### What investments were included under "2# Other", what was their purpose and were there any minimum environmental or social safeguards?

The remaining proportion of investments may include a proportion of assets that do not meet the following standards set by the Management Company: 1) a positive ESG rating and a positive E or S rating or 2) cash or derivatives that are primarily used for liquidity, efficient portfolio management and/or hedging purposes.

These investments, if any, were made in accordance with our internal processes, including the risk management policy and the Responsible Business Conduct Policy, where applicable.

The risk management policy sets out the procedures necessary for the management company to assess the exposure of each DPM mandate it managed to market, liquidity, sustainability, and counterparty risks.

The cash amount for the DPM Mandate was 4% from the 2025 annual average based on quarterly data.



### What actions have been taken to meet the environmental and/or social characteristics during the reference period?

From the 2025 annual average based on quarterly data, 100 % of the instruments in portfolio (cash excluded) were ranked at least 3 Clovers according to the proprietary BNP Paribas Wealth Management ESG scoring methodology.

The average number of clovers was 3 at the end of 2025.

Within the framework of LuxFLAG labellisation, regular ex-ante and ex-post post lookthrough checks were performed on exclusion criteria.



### How did this financial product perform compared to the reference benchmark?

No index has been designated as a reference benchmark for attaining the environmental or social characteristics promoted by the DPM mandate.

#### Reference

**benchmarks** are indexes to measure whether the financial product attains the environmental or social characteristics that they promote.

- ***How does the reference benchmark differ from a broad market index?***

This criterion is not applicable for this DPM mandate.

- ***How did this financial product perform with regard to the sustainability indicators to determine the alignment of the reference benchmark with the environmental or social characteristics promoted?***

This criterion is not applicable for this DPM mandate.

- ***How did this financial product perform compared with the reference benchmark?***

This criterion is not applicable for this DPM mandate.

- ***How did this financial product perform compared with the broad market index?***

This criterion is not applicable for this DPM mandate.

Your usual point of contact remains at your disposal should you require any further information.